

**Objective**

To build and maintain a portfolio that represents the best relative value available based on the expected economic and market environment. We alter portfolio composition based on the liquidity constraints of the client. We look to add incremental return by taking advantage of market anomalies. Our goal is to outperform the Bloomberg Aggregate Index and to rank in the upper quartile in a universe of our peers.

**Strategy**

We seek total rate of return through the active management of all structural components of the portfolio; sector/ industry allocation, credit quality, liquidity, yield curve, maturity exposure and call structure. Our primary focus is issue selection and sector rotation. We attempt to buy credits or structure that should perform well in the current economic environment. We typically do not look to benefit from duration management.

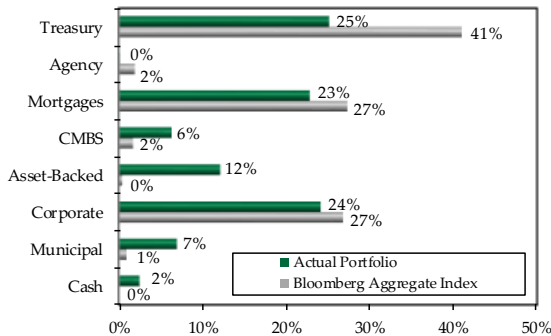
**Philosophy**

Fixed Income returns correlate to the economic cycle, so our portfolio strategy emanates from a detailed, ongoing assessment of the economy. Our bias is to maximize yield, but with great respect for the risk inherent in such a strategy. We believe over the long term, that maximizing yield and relative value with sensitivity to credit risk leads to higher returns.

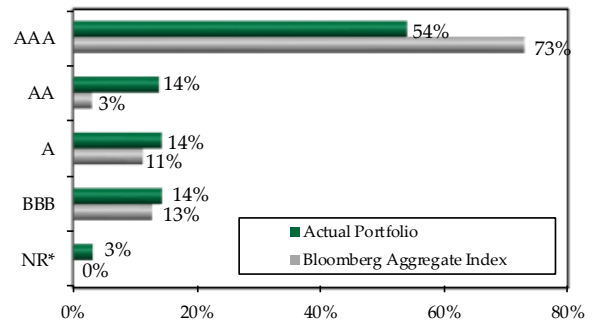
Minimum account size \$25 million.

Minimum commingled fund account size: \$5 million.

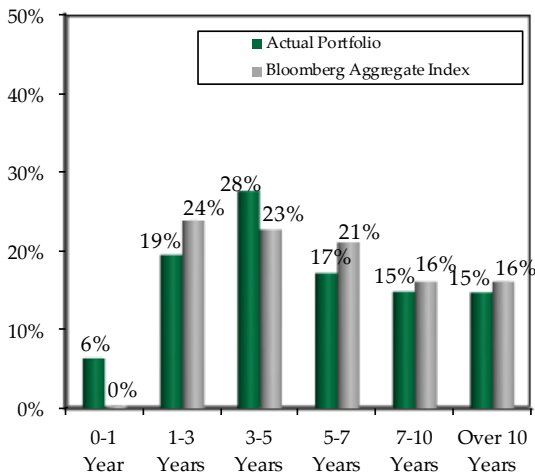
**Sector Distribution**



**Quality Distribution**



**Duration Distribution**



**Portfolio Statistics**

	<u>Actual Portfolio</u>	<u>Bloomberg Aggregate Index</u>
Average Yield	5.10	4.40
Average Maturity	7.96	8.5
Average Coupon	3.37	2.79
Effective Duration	5.89	6.33
Average Quality	AA-	AA

AUM in Strategy: \$2.6 Billion  
Accounts in Strategy: 85

**Portfolio Management Team**

	Focus	Years at NIS	Years of Experience
Jason Berrie, CFA	CIO, Credit	19	30
Mark Anderson, CFA	Strategist/Preferred	22	29
James Kaplan, CFA	Lead PM - Structured	14	41
Barbara Schalla, CFA	Credit	31	38
Vincent Russo, CFA	Credit	8	24
Lesly Barnes	ABS	15	20
Stefan Martin	CMBS	5	23
Stephen Smitley	Municipal/Structured	2	24
John Vetrernick	Credit Analyst	8	8
Richard Tauber, CFA, CPA	Credit Analyst	3	33

Disclosure: Distribution totals may not equal 100% due to rounding. The Sample Portfolio data shown represents an actual portfolio that NIS believes to be representative of the NIS Core Plus Fixed Income management strategy. The Bloomberg Aggregate Index is unmanaged, comprised of all outstanding U.S. Treasury and Agency issues, investment grade credit bond issues, asset-backed securities and agency-sponsored, mortgage-backed securities greater than one year in maturity. Comparative data was provided by or compiled based on information gathered from Bloomberg which is a third party source. Although we believe this source is reliable, we have not independently verified any such information and make no representations or warranties as to the accuracy, timeliness or completeness of such information. All investments are subject to a risk of loss.