



Firm

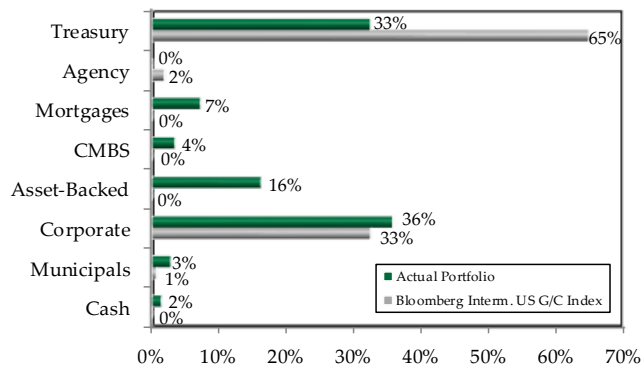
- Traditional Fixed Income and Enhanced Yield Investing
- \$16.3 Billion in AUM
- Offices in Chicago and Milwaukee
- Manages 25 Religious portfolios with \$541M in AUM**
- Proud Supporter of the Diocesan Financial Management Conference

Client Focused | Flexible Solutions

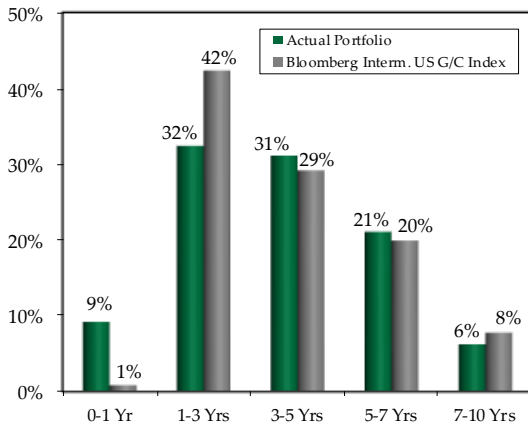
- Custom fixed income investment solutions
- Direct access to the portfolio management team (located in Milwaukee)
- Stable investment team
 - Averages: 15 years with the firm | 28 years of industry experience
- Firm size allows for market agility

Minimum Account Size: \$10 million

Sector Distribution



Duration Distribution



Disclosure: The Actual Portfolio data shown represents a typical portfolio that NIS believes to be representative of the NIS SRI Intermediate Fixed Income strategy. The strategy includes actively-managed, fully-discretionary fixed income portfolios with an intermediate duration. The Bloomberg Intermediate US Government/Credit Index is comprised of all outstanding U.S. Treasury and Agency issues and investment grade credit bonds greater than one year, but less than ten years in maturity. Comparative data was provided by or compiled based on information gathered from Bloomberg, which is a third party source. Although we believe this source is reliable, we have not independently verified any such information and make no representations or warranties as to the accuracy, timeliness or completeness of such information. All investments are subject to a risk of loss.

Strategy Key Objectives

- Maximize yield while minimizing risk
- Adhere to client's USCCB SRI guidelines**
- Add incremental return by taking advantage of market inefficiencies

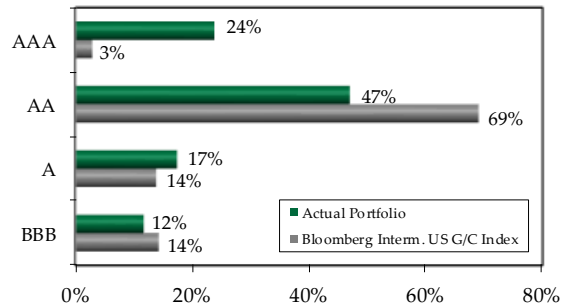
Product Philosophy

- Focus on issue selection and sector rotation
- Identify relative value securities
- Narrow duration bandwidth from index
- Daily participation in the markets provides insight
- Active trading along the yield curve

Consistent Results

- Dependable risk-adjusted performance
- Downside protection

Quality Distribution



Portfolio Statistics

	Actual Portfolio	Bloomberg Intermediate US G/C Index
Average Yield	4.50	4.20
Average Maturity	4.23	4.28
Average Coupon	4.05	3.68
Effective Duration	3.61	3.74
Average Quality	AA-	AA

Strategy AUM: \$335 Million
Accounts in the Strategy: 12

Portfolio Managers

Focus	Years of	
	Years at NIS	Industry Experience
Jason Berrie, CFA	22	33
Mark Anderson, CFA	25	32
James Kaplan, CFA	17	44
Barbara Schalla, CFA	34	41
Vincent Russo, CFA	11	27
Lesly Barnes	18	23
Stefan Martin	8	26
Stephen Smitlev	5	27