



Objective

To build and maintain a portfolio that consistently represents the best relative value available in the expected economic and market environment. In addition, the strategy looks to add incremental return by taking advantage of market anomalies and opportunities. The goal is to outperform the Bloomberg Intermediate US Government/Credit Index and to rank in the upper quartile in a universe of our peers.

Strategy

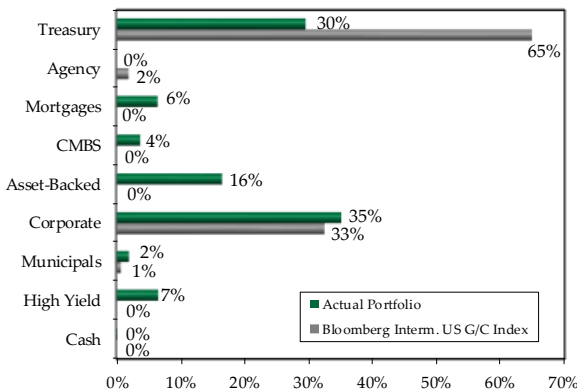
The strategy seeks total rate of return through the active management of all structural components of the portfolio, including sector/industry allocation, credit quality, liquidity, yield curve, maturity exposure and call structure. The primary focus is sector/industry allocation and issue selection. The portfolio management team excels at positioning the portfolio to prosper in the expected economic environment and in assessing credit risk in the context of relative value. The Intermediate Plus product also incorporates a dynamic allocation to the high yield market with a minimum of 70% invested in corporate bonds; the majority rated BB and B. Other high yield sectors that are strategically utilized include municipal bonds, MBS, CMBS, ABS and bank loans.

Philosophy

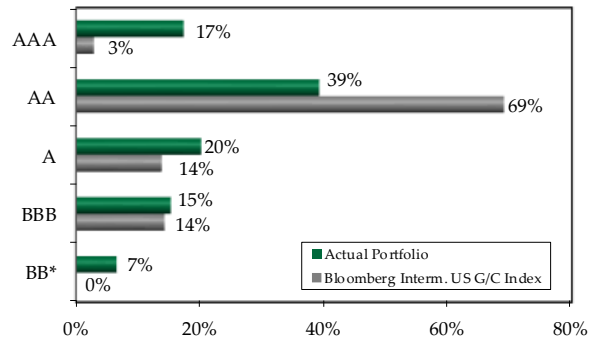
Fixed Income returns correlate to the economic cycle, so the portfolio strategy emanates from a detailed, ongoing assessment of the economy. Our bias is to maximize yield, but with great respect for the risk inherent in such a strategy. NIS believes over the long term, that maximizing yield with sensitivity to credit risk leads to higher returns.

Minimum account size \$25 million | Minimum commingled vehicle account size: \$5 million

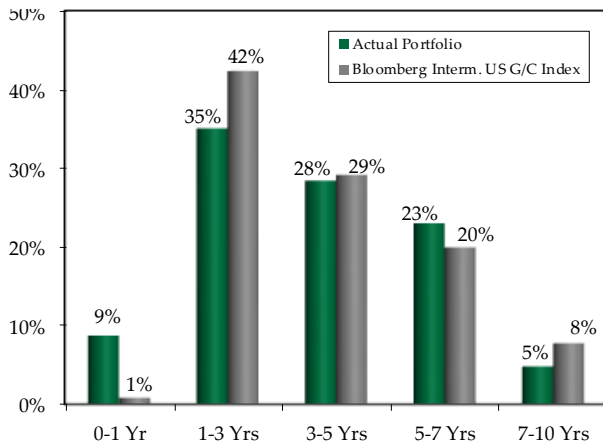
Sector Distribution



Quality Distribution



Duration Distribution



Portfolio Statistics

	Actual Portfolio	Bloomberg Intermediate US G/C Index
Average Yield	4.74	4.20
Average Maturity	4.37	4.28
Average Coupon	3.97	3.68
Effective Duration	3.62	3.74
Average Quality	A+	AA
Strategy AUM:	\$1.3 Billion	
Accounts in the Strategy:	39	

Portfolio Managers

	Focus	Years at NIS	Years of Industry Experience
Jason Berrie, CFA	CIO, Credit	22	33
Mark Anderson, CFA	Strategist/Preferred	25	32
James Kaplan, CFA	Lead PM - Structured	17	44
Barbara Schalla, CFA	Credit	34	41
Vincent Russo, CFA	Credit	11	27
Lesly Barnes	ABS	18	23
Stefan Martin	CMBS	8	26
Stephen Smitley	Municipal/Structured	5	27
Michael Fohr, CFA, CPA, JD	Co-PM High Yield	9	13
Thomas Price, CFA	Co-PM High Yield	5	36

*BB quality percentage includes the portfolio's allocation to the NIS High Yield Fund; the average credit quality is BB.

Disclosure: Distribution totals may not equal 100% due to rounding. The Sample Portfolio data shown represents an actual portfolio that NIS believes to be representative of the NIS Intermediate Plus Fixed Income strategy. The Bloomberg Intermediate US Government/Credit Index is comprised of all outstanding U.S. Treasury and Agency issues and investment grade credit bonds greater than one year, but less than ten years in maturity. Comparative data was provided by or compiled based on information gathered from Bloomberg which is a third party source. Although we believe this source is reliable, we have not independently verified any such information and make no representations or warranties as to the accuracy, timeliness or completeness of such information. All investments are subject to a risk of loss.